

a

b

c


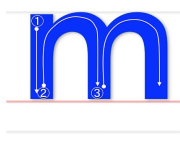
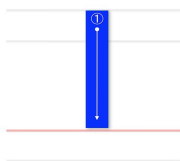
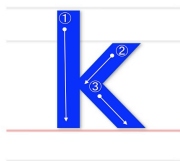
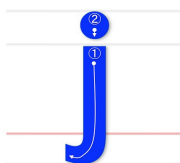
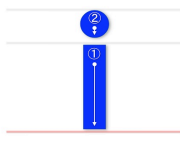
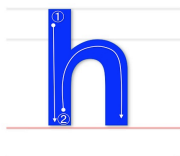
d

e

f

g

Handwriting practice lines for lowercase letters a through g. Each letter is followed by a set of four horizontal lines: a top grey line, a middle grey line, a bottom pink line, and a baseline grey line.



A series of horizontal lines for handwriting practice, consisting of a top grey line, a middle grey line, a bottom grey line, and a central pink line. This pattern repeats down the page, providing space for practicing the letters 'h', 'i', 'j', 'k', 'l', 'm', and 'n'.

o

p

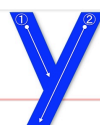
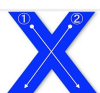
q

r

s

t

u



A series of horizontal lines for handwriting practice, consisting of 18 rows. Each row is defined by three horizontal lines: a top grey line, a middle pink line, and a bottom grey line. These lines are positioned to the right of the letter examples, providing space for practicing the writing of each letter.