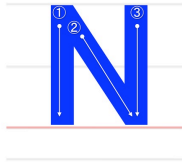
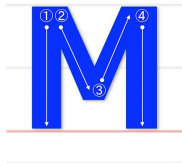
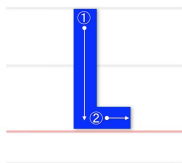
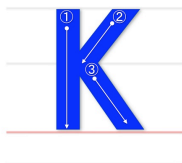

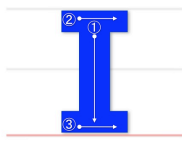
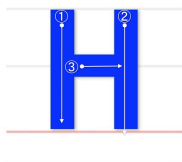




A series of horizontal lines for handwriting practice, consisting of four grey lines (top, middle, bottom, and a pink baseline) for each letter row.



A series of horizontal lines for handwriting practice, including a pink midline and grey top and bottom lines, repeated for each letter.

O

P

Q

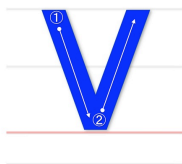
R

S

T

U

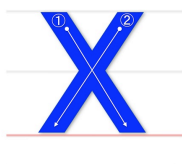
Handwriting practice lines for uppercase letters O, P, Q, R, S, T, and U. Each letter is followed by a set of four horizontal lines: a top grey line, a middle grey line, a bottom pink line, and a baseline grey line.



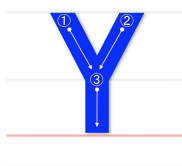
Blank handwriting practice lines for the letter V, consisting of a top grey line, a middle grey line, and a bottom pink line.



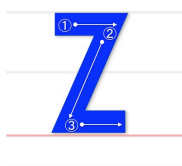
Blank handwriting practice lines for the letter W, consisting of a top grey line, a middle grey line, and a bottom pink line.



Blank handwriting practice lines for the letter X, consisting of a top grey line, a middle grey line, and a bottom pink line.



Blank handwriting practice lines for the letter Y, consisting of a top grey line, a middle grey line, and a bottom pink line.



Blank handwriting practice lines for the letter Z, consisting of a top grey line, a middle grey line, and a bottom pink line.